

Numerical control for Press

CybTouch 8P

CybTouch 8P is designed to control conventional press brakes with 2 axes (Y - X).

As part of the CybTouch numerical controls' family, CybTouch 8P was designed with the OEM's needs in mind. Offering a broad range of machine functionalities in a very accessible way, it can thus be easily and precisely fine-tuned to accurately match the needs of the machine it controls.

Boasting a very user-friendly touch screen interface, CybTouch 8P is a sober, practical and sensible numerical control that will make any end user feel immediately at ease.

High speed RFLink wireless communication facilitates backup, restore and data transfer functions with laptop computers.

CybTouch 8P for press is available integrated into a sleek and modern housing, or can optionally also be delivered as a robust panel.



Standard software specifications

User friendliness

Excellent readability thanks to the large characters, big buttons and vivid colors. So intuitive that the user can be operational in no time. Visit the [Video section of our web-site](#) and see for yourself. Pop-up messages for security or external malfunctions.

EasyBend page

Provides immediate easy use of the machine: a second operator can briefly interrupt production without changing the program when an urgent bend is required.

Screen content

Can be simplified to its bare necessities by removing all unused functions, buttons or information.

Wizards

Complete set of Wizards helping to set up the back gauge axis and the beam. Machine startup is made very simple and straightforward. Setup is more reliable and its duration is significantly reduced.

Configuration

Axes configuration, inputs/outputs and auxiliary functions can be made to precisely fit the specific needs of the machine. The valves management function allows the NC to easily adapt to various types of hydraulic sequences.

Memory capacity

- 50 Punches
- 50 Dies
- 200 Programs
- 24 Sequences per program
- 10 Materials

Hardware specifications

Housing or panel version

Delivered integrated into a sleek and modern housing specially designed to be attached to a swiveling arm, or optionally also available as a robust panel version.

Integration

Reduced electrical wiring, electrical cabinet size and equipment for lower set-up costs on each press brake. Can easily be integrated into the electrical box diagrams. Ideal for upgrading machines without NC with minimal changes.

New indexing functions

Wizard functions make the definition of indexes a lot simpler, quicker and more precise.

Wireless communication

RFLink wireless radio frequency data communication (need optional RFLink USB dongle) allows backup, restoring and firmware upgrades operations without any cable connection to the numerical control.

Energy

Energy saving thanks to the integrated Eco mode function that automatically stops the main pump after a chosen time of inactivity.

Original parameters

Internal backup in a special safe memory allows the user to restore at any time the original parameters; machine is running again in an extremely short time in the event of a memory loss or involuntary parameter modification.

Encoders

CybTouch 8P accepts encoders with or without complementary signals.

Axis and bending functions

The following elements are available and can be configured on the CybTouch 8P by the OEM. However, some functions depend on the machine construction.

i Features availability depends on the number of available axes and inputs/outputs.

Back gauge axis & bending beam

- Wizards and auto-tuning of the axes (including for the bending beam).
- High precision and fast positioning algorithm for frequency converter axes.
- Retraction of the back gauge during the bending process can be configured.
- Indexing in several modes.
- Inch / mm.

Bending features

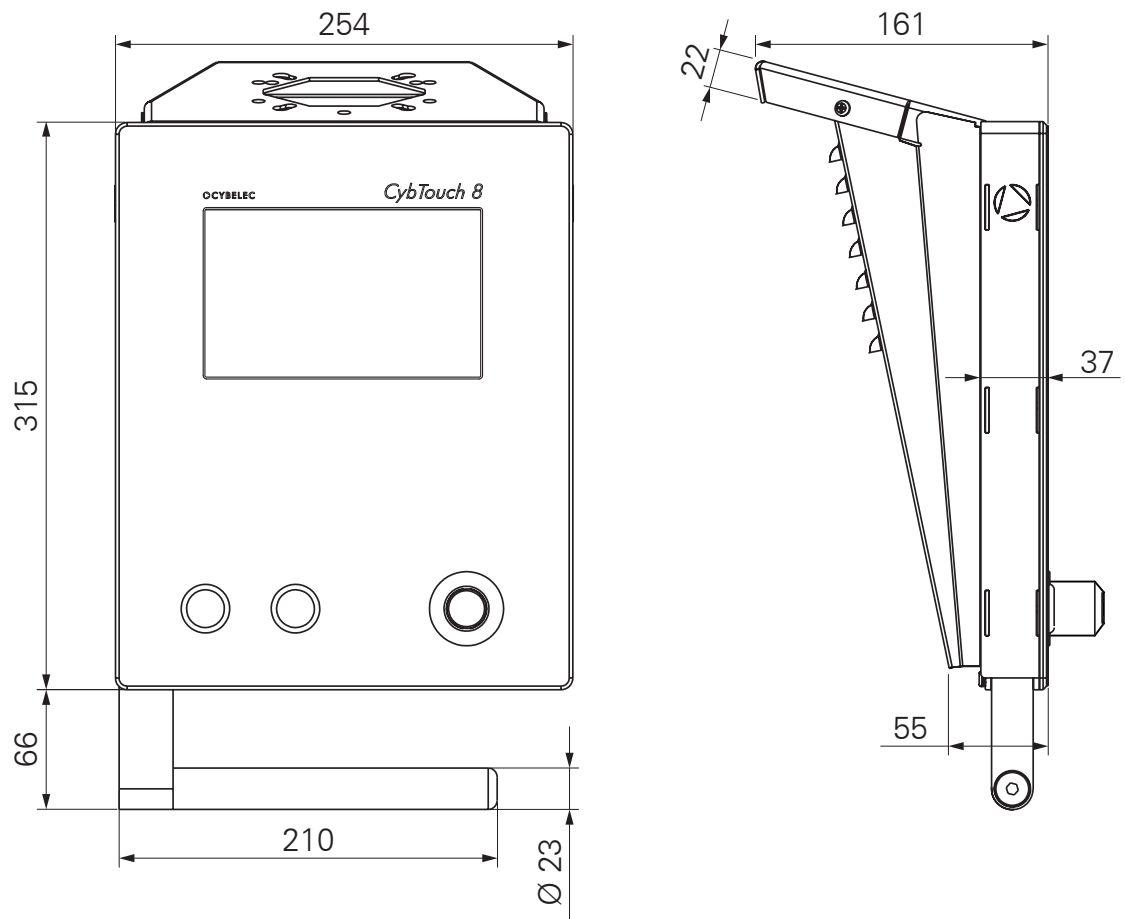
- Automatic calculation of the bend depth, the bend pressure, the back gauge positioning, the crowning, the angle correction and the bend allowance.
- Pressure management.
- Crowning (pressure or mechanical type).
- Program page at start up for quick accessibility.
- User friendly tool management.
- Back gauge clearance during the bending process (yes / no).
- Automatic back gauge correction according to the bend and flange length.
- Sequence repetition.
- Part counter with auto-stop.
- Time and stroke counters for oil service.
- Pump start button.

Technical Characteristics

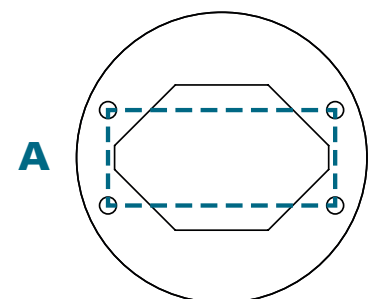
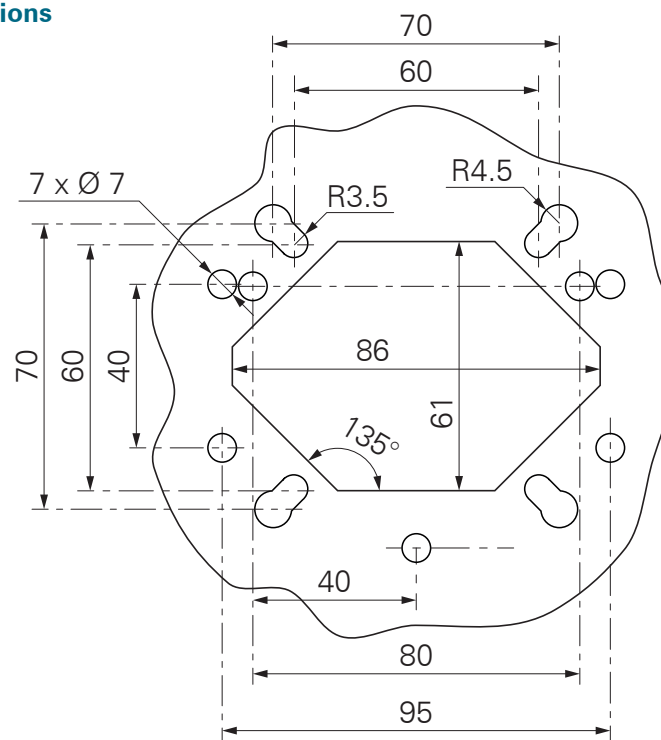
Screen	7" color graphic CRT screen, with LED backlight control.
Work memory	SRAM
System memory	2 GB Micro SD Card with firmware update via RLink.
Communication	Cybelec RLink (radio frequency link).
Axis	<ul style="list-style-type: none"> • $\pm 10\text{VDC}$ management of AC/DC drives and motors. • 0-10 VDC frequency converter for AC asynchronous motors. • SP-SN-HS 2 speeds mode. • SP-SN 0-10 VDC 2 adjustable speeds.
Units	inch/mm conversion.
Power supplies	<ul style="list-style-type: none"> • Numerical control: stabilized + 24VDC -15% / + 20% 15W • Digital inputs/outputs: stabilized + 24VDC -15% / + 20%
Encoder inputs	2 5 VDC or 12 VDC* or 24 VDC* (* = external power supply). Complementary signals are not necessary, but recommended.
Power supplies for encoders	5 VDC Supplied by CybTouch. Max. 250 mA for each encoder.
Digital inputs	8 Optocoupled.
Analog inputs	2 0-10 VDC.
Digital outputs	12 Optocoupled and short circuit proof. 24 VDC source mode, max. 3.0 A. Possibility to configure twice the same output to double the current.
Analog outputs	3 $\pm 10\text{VDC}$. Impedance < 100 Ω , short circuit proof. Load $\geq 2\text{ k}\Omega$ (max 15 mA).
Reference voltage	One of the above analog outputs is used for the 10VDC reference.
Operating conditions	Min. 5° Celsius, max. 45° Celsius. Relative humidity 10 to 85% non-condensing.
EC Directives	IEC61131-2.
Available languages	English, Français, Deutsch, Italiano, Nederlands, Español, Português, Português Brasil, Český, Türkçe, 中文, 台灣, Polski, Русский, Suomi

Dimensions

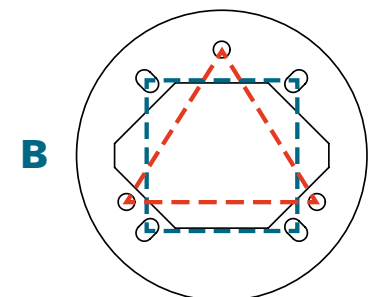
Box version



Attachment dimensions



A 40 x 95

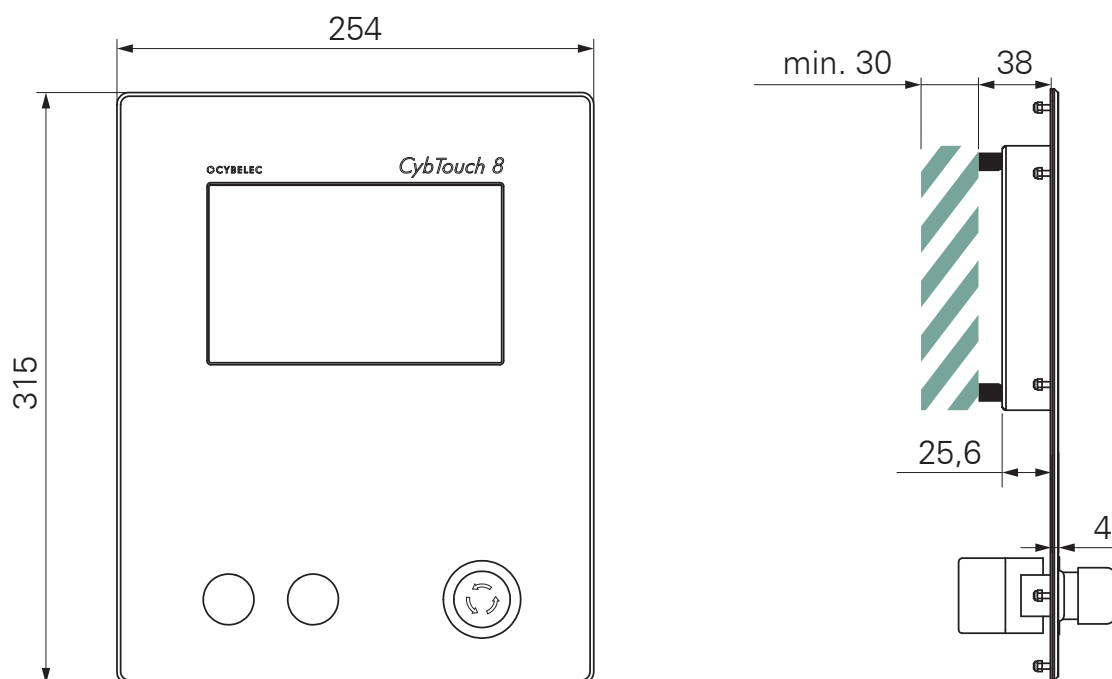


B 60 x 60 or 65 x 65

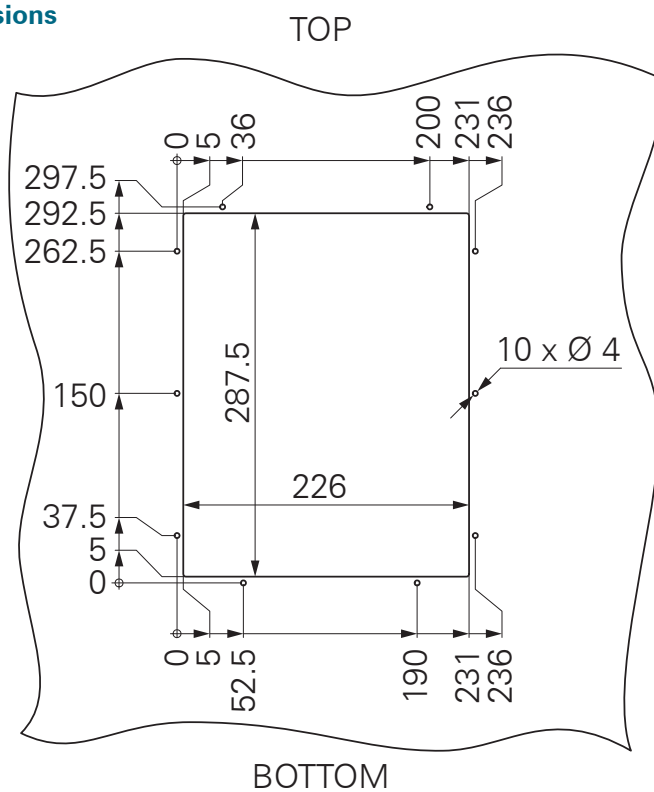
△ 80 x 80 x 80

Two adapters are provided.
Stick the appropriate one on
top of the box.

Panel version



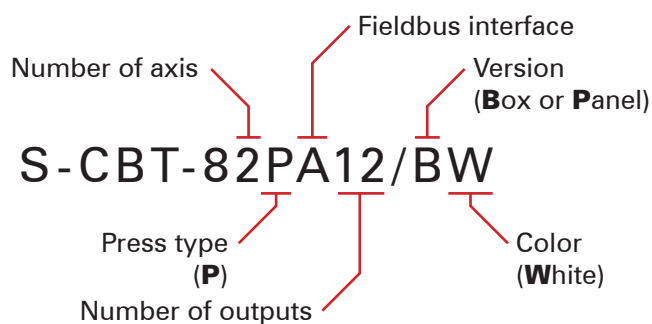
Integrating opening dimensions



Options & Accessories

S-OPT-RFLINK	RFLink USB key for PC including CybTouchTools software
S-MVP-100/A	Pressure valve amplifier

Ordering Information



Available models

S-CBT-82PA12/BW
S-CBT-82PA12/P